



DIAGRAMA ELÉTRICO TÍPICO CC430 P3

CONTENTS - Conteúdo:

- 1 COVER - Capa
- 2 ELECTRICAL DIAGRAM WITH BRUSH BLOWER
Sistema Elétrico Simplificado com Ventilador Escova
- 3 ELECTRICAL DIAGRAM WITH ELECTRONIC FAN
Sistema Elétrico Simplificado com Ventilador Eletrônico
- 4 CHANGES HISTORY - Histórico de Modificações

 TWISTED PAIR CABLE
Cabo Par Trançado

 SHIELDED CABLE
Cabo Blindado

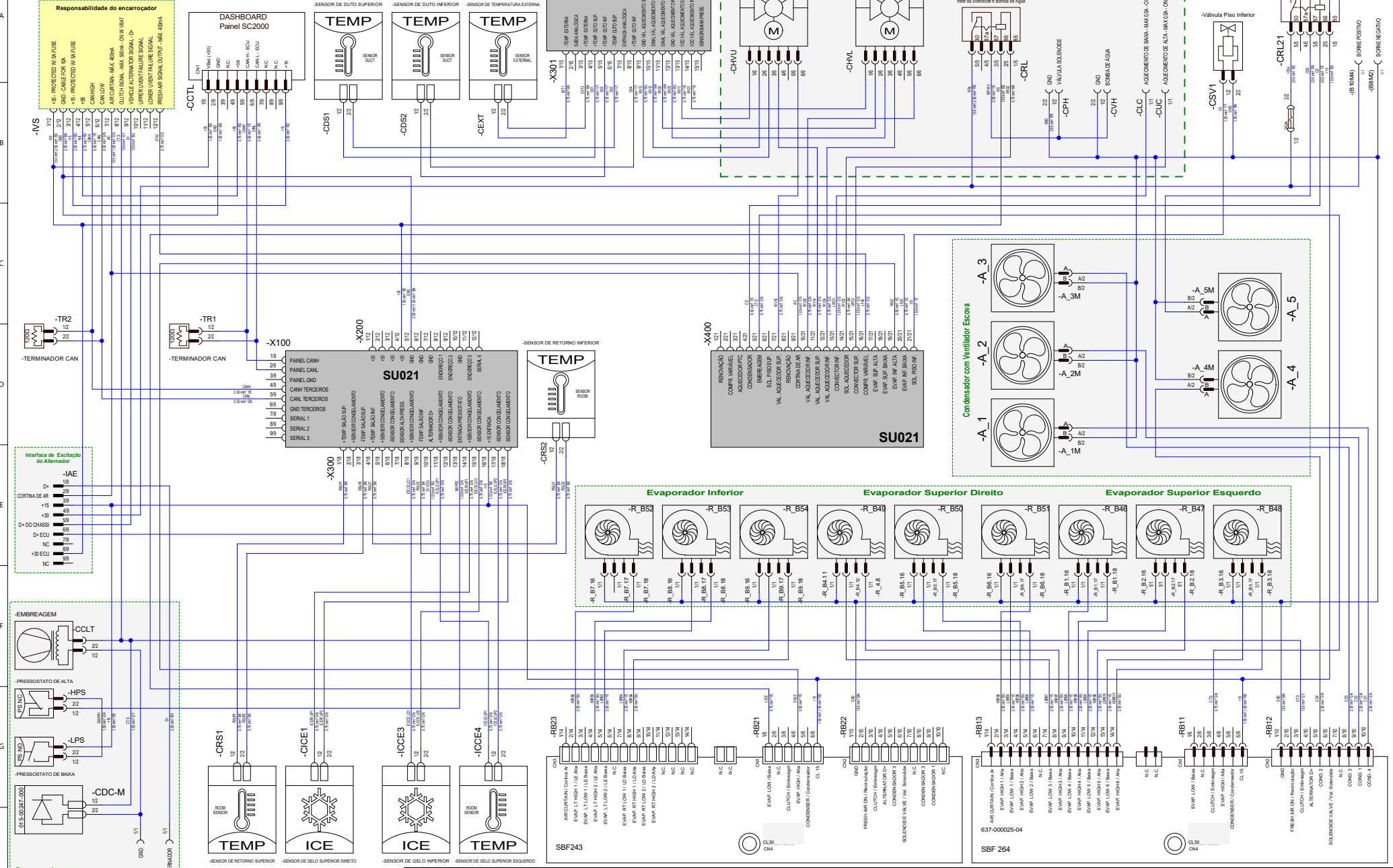
WIRE COLORS ACCORDING IEC 60757
Cores de fio conforme IEC 60757

ABREV.	ENGLISH	Português
BN	BROWN	Marrom
RD	RED	Vermelho
BU	BLUE	Azul
OG	ORANGE	Laranja
BK	BLACK	Preto
YE	YELLOW	Amarelo
GN	GREEN	Verde
VT	VIOLETT	Violeta
GY	GRAY	Cinza
WH	WHITE	Branco
PK	PINK	Rosa
TQ	TURQUOISE	Turquesa

Rev. Index	Qty	Rev. No.	Date	Draw	Change Description	Description	Date	Name	Initial Release:	7202-4		
						DIAGRAMA ELÉTRICO TÍPICO CC430 P3		AREZENDA	Part No.: 036-00307-003	Page Size: A3		
							FKAUFMANN	Voltage: 24V				
								RPEDRONI	SPIHEROS	Unit: CC403 P3	Page: 1 of 4	
Previous Page:		2	3	4	5	6	7	Next Page: 2				

2 ELECTRICAL DIAGRAM WITH BRUSH BLOWER

Sistema Elétrico Simplificado com Ventilador Escova

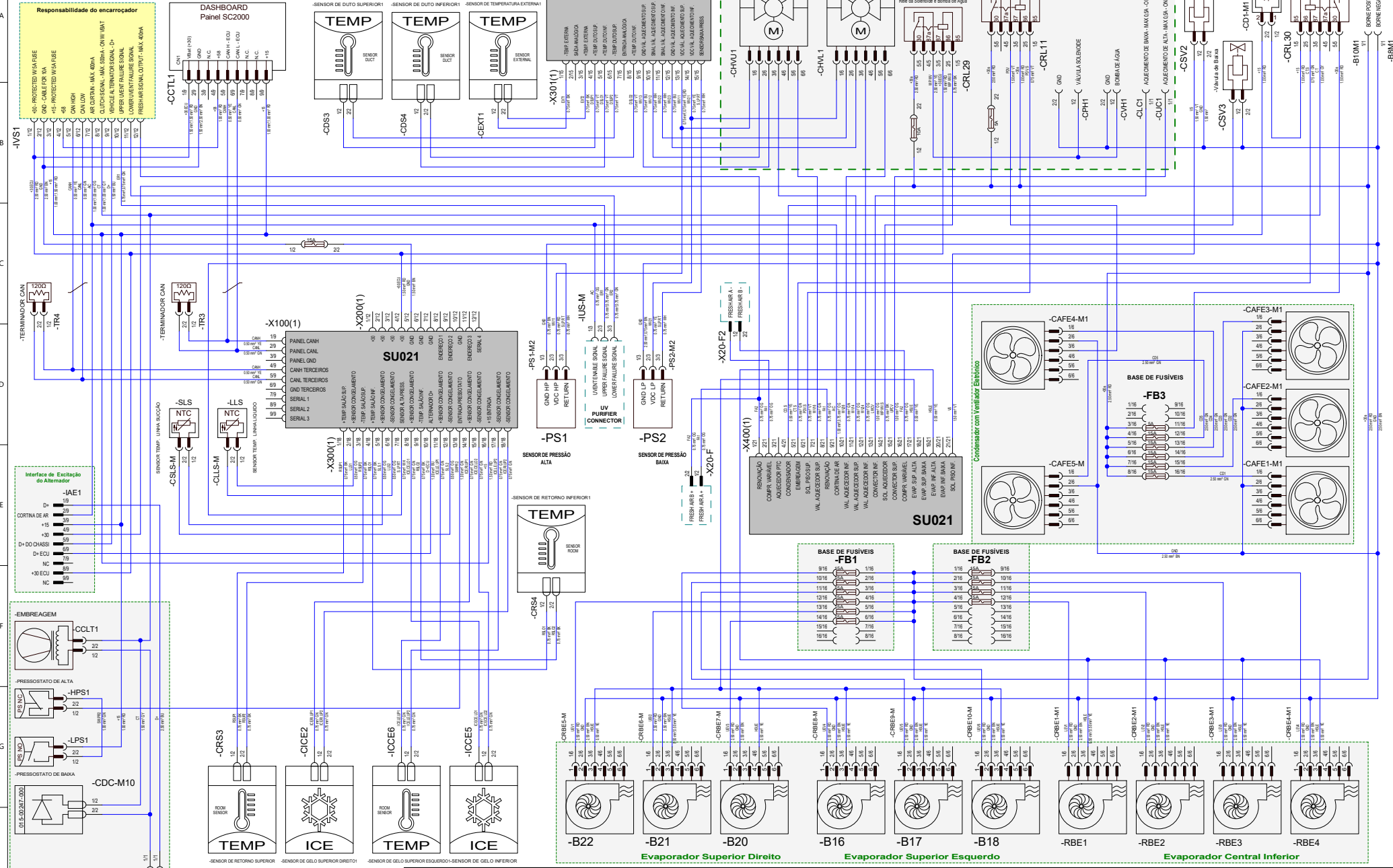


Rev. Index	Qty	Rev. No.	Date	Draw	Change Description	Description

DIAGRAMA ELÉTRICO TÍPICO CC430 P3	<table border="1"> <tr> <td>DATE</td> <td>25/09/2024</td> <td>NAME</td> <td>AREZENDA</td> </tr> <tr> <td>CHECK</td> <td>25/09/2024</td> <td>NAME</td> <td>FKAUFMANN</td> </tr> <tr> <td>APPROVE</td> <td>25/09/2024</td> <td>NAME</td> <td>RPEDRONI</td> </tr> </table>	DATE	25/09/2024	NAME	AREZENDA	CHECK	25/09/2024	NAME	FKAUFMANN	APPROVE	25/09/2024	NAME	RPEDRONI	<table border="1"> <tr> <td>Initial Release:</td> <td>7202-4</td> </tr> <tr> <td>Part No.:</td> <td>036-00307-003</td> </tr> <tr> <td>Page Size:</td> <td>A2</td> </tr> <tr> <td>Voltage:</td> <td>24V</td> </tr> <tr> <td>Page:</td> <td>2</td> </tr> <tr> <td>of:</td> <td>4</td> </tr> </table>	Initial Release:	7202-4	Part No.:	036-00307-003	Page Size:	A2	Voltage:	24V	Page:	2	of:	4
DATE	25/09/2024	NAME	AREZENDA																							
CHECK	25/09/2024	NAME	FKAUFMANN																							
APPROVE	25/09/2024	NAME	RPEDRONI																							
Initial Release:	7202-4																									
Part No.:	036-00307-003																									
Page Size:	A2																									
Voltage:	24V																									
Page:	2																									
of:	4																									

3 ELECTRICAL DIAGRAM WITH ELECTRONIC FAN

Sistema Elétrico Simplificado com Ventilador Eletrônico



Rev	Index	Qty	Rev. No.	Date	Draw	Change Description	Description	Date	Name	Initial Release:	7202-13
							ELECTRICAL DIAGRAM W/O PLATE AND WITH ELECTRONIC FAN CC430 P3	25/09/2024	AREZENDA	Part No.:	036-00307-003
							DIAGRAMA ELÉTRICO SIMPLIFICADO SEM PLACA E COM VENTILADOR ELÉTRÔNICO CC430 P3	25/09/2024	KFAUFMANN	Page Size:	A2
								25/09/2024	RPEDRONI	Unit:	CC430 P3
										Page:	3
										of	4

4

CHANGES HISTORY - Histórico de Modificações

REVIEW Revisão	NAME Nome	RELEASE DATE Data Liberação	RELEASE IDE	CHANGES HISTORY Histórico de Alterações	CHECKED BY Verificado por	APPROVED BY Aprovador por	ARE THERE CHANGES FOR BODY? Há alterações para carroceria?
0	AREZENDA	08/2024	7202-4	INITIAL RELEASE / Revisão Inicial	FKAUFMANN	RPEDRONI	NO / Não
A	AREZENDA	25/2024	7202-13	<p>ADDED PAGE 3 WITH ELET. FAN FULL VERSION. PG 6 – INCLUDED LIQUID LINE AND SUCTION LINE TEMP. SENSORS CLLS-M/1 AND 2 TO X300-M1/2 AND 6; CSLS-M/1 AND 2 TO X300-M1/5 AND 12; INCLUDED LOW PRESSURE SENSOR PS2-M2/1, 2 AND 3 TO X301-M1/14 AND 15 AND B8M1; INCLUDED LOW PRESSURE SENSOR PS2-M2/1, 2 AND 3 TO X301-M1/14 AND 15.</p> <p>Adicionado PG 3 - Diagrama Elétrico c/ Ventiladores Eletrônicos - Incluso Sensores Temp. Linha Liquido e Sucção CLLS-M/1 e 2 para X300-M1/2 e 6; CSLS-M/1 e 2 para X300-M1/5 e 12. Incluso Trans. Baixa PS2-M2/1, 2 e 3 para X301-M1/4 e 15.</p>	FKAUFMANN	RPEDRONI	NO / Não

Rev. Index	Qty	Rev. No.	Date	Draw	Change Description	Description	Date	Name	Initial Release:	7202-13			
						DIAGRAMA ELÉTRICO TÍPICO CC430 P3	DRAW	25/09/2024	AREZENDA	Part No.:	036-00307-003	Page Size:	A3
					CHECK		25/09/2024	FKAUFMANN			Voltage:	24V	
					APPROVE		25/09/2024	RPEDRONI	SPIHEROS	Unit:	CC430 P3	Page:	4
												of	4