



ELECTRICAL SCHEMATIC FRONT BOX MARCOPOLO

Diagrama Elétrico Defrosters Marcopolo

CONTENTS - Conteúdo:

- 1 FRONT BOX DF75 HARNESS - Chicote Defroster DF75
- 2 FRONT BOX DF70 AND ATTIVI HARNESSES - Chicotes Deforster DF70 e ATTIVI
- 3 CHANGE HISTORY - Histórico de Alterações

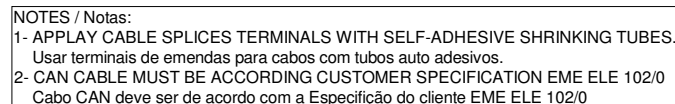
 TWISTED PAR CABLE  
Cabo Par Trançado

 SHIELDED CABLE  
Cabo Blindado

WIRE COLORS ACCORDING IEC 60757		
Cores de fio conforme IEC 60757		
ABREV.	ENGLISH	Português
BN	BROWN	Marrom
RD	RED	Vermelho
BU	BLUE	Azul
OG	ORANGE	Laranja
BK	BLACK	Preto
YE	YELLOW	Amarelo
GN	GREEN	Verde
VT	VIOLETT	Violeta
GY	GRAY	Cinza
WH	WHITE	Branco
PK	PINK	Rosa
TQ	TURQUOISE	Turquesa

Rev. Index	Qty	Rev. No.	Date	Draw	Change Description	Description		Date	Name	Initial Release: 2051-3		
						ELECTRICAL SCHEMATIC FRONT BOX MARCOPOLO Diagrama Elétrico Defrosters Marcopolo	DRAW	15/09/2021	DJANUARIO	Part No.: 036-00305-000		Page Size: A3
							CHECK	15/09/2021	RPEDRONI	Voltage: 24V		
							APPROVE	15/09/2021	FKATZ	Unit: DEFROSTERS MARCOPOLO		Page: 0
I					SEE TABLE/Ver tabela					Valeo		of 4
Previous Page:				2	3	4	5	6	7	Next Page: 1		

### Chicote Defroster DF75



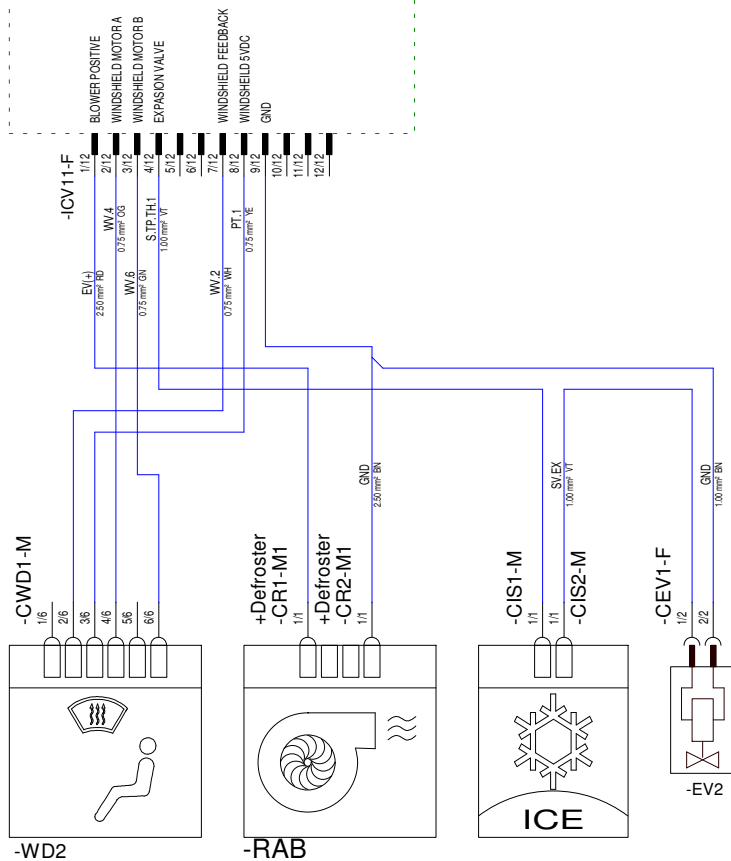
Previous Page: 0	2	3	4	5	6	7	Next Page: 2
------------------	---	---	---	---	---	---	--------------

## 2 FRONT BOX DF70 AND ATTIVI HARNESSES

### Chicotes Deforster DF70 e ATTIVI

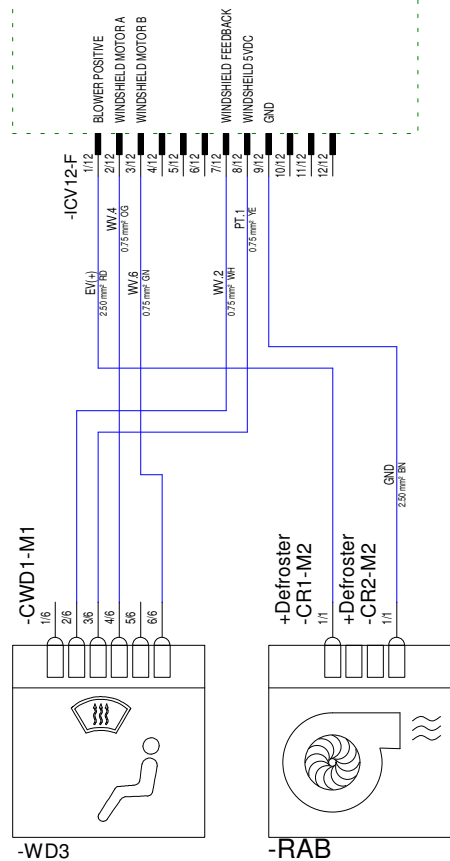
#### HARNESS FOR FRONT BOX WITH COOLING Chicote para Defroster com Refrigeração

##### INTERFACE CONNECTORS WITH VEHICLE Conectores de Interface com Veículo



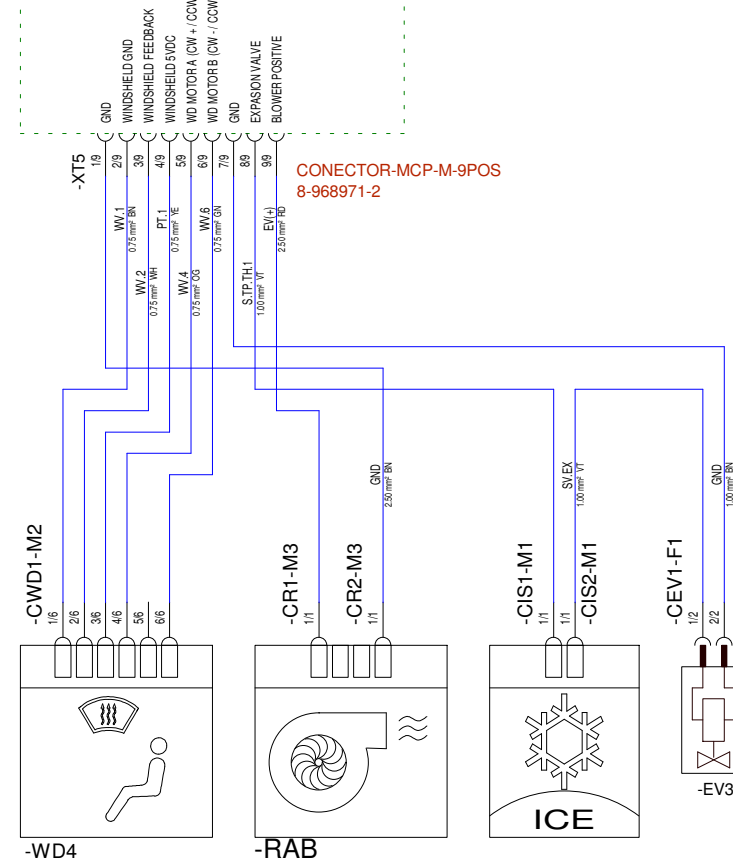
#### HARNESS FOR FRONT BOX ONLY VENTILATION Chicote para Defroster Somente Ventilação

##### INTERFACE CONNECTORS WITH VEHICLE Conectores de Interface com Veículo



#### HARNESS FOR FRONT BOX ATTIVI Chicote para Defroster com Refrigeração ATTIVI

##### INTERFACE CONNECTORS WITH VEHICLE Conectores de Interface com Veículo



CONECTOR-MCP-M-9POS  
8-968971-2

#### CONNECTORS DESCRIPTION / Descrição dos Conectores

ICV	INTERFACE CONNECTOR VEHICLE Conector de Interface Veículo	CFA	CONNECTOR FRESH AIR Conector Renovação de Ar	CIS	CONNECTOR ICE SENSOR Conector Sensor Congelamento
CR	CONNECTOR RADIAL BLOWER Conector Ventilador Radial	CHVM	CONNECTOR HEAT VALVE MODULATOR Conector da Válvula Moduladora Aquecimento	CES	CONNECTOR EXTERNAL TEMP. SENSOR Conector Sensor Temperatura Externo
CEM	CONNECTOR ECU MODULE Conector Módulo ECU	CWD	CONNECTOR WINDSHIELD Conector Parábrisa	CEV	CONNECTOR EXPANSON VALVE Conector Válvula Expansão
S	SPLICE Emendas				

Rev. Index	Qty	Rev. No.	Date	Draw	Change Description	Description	Date	Name	Initial Release:	2051-3
						ELECTRICAL SCHEMATIC FRONT BOX MARCOPOLO	DRAW	15/09/2021	DJANUARIO	Part No.: 036-00305-000
						Diagrama Elétrico Defrosters Marcopolo	CHECK	15/09/2021	RPEDRONI	Page Size: A3
							APPROVE	15/09/2021	FKATZ	Unit: DEFROSTERS MARCOPOLO
										Page: 2
										of 4

	1	2	3	4	5	6	7	8
	<div>3 CHANGE HISTORY</div> <div>Histórico de Alterações</div>							
A								
	REVIEW Revisão	NAME Nome	RELEASE DATE Data Liberação	RELEASE IDE	CHANGES HISTORY Histórico de Alterações	CHECKED BY Verificado por	APPROVED BY Aprovador por	ARE THERE CHANGES FOR BODY? Há alterações para carroceria?
B	A	DJANUARIO	20/11/2019	2051-14	CONNECTOR CEM-F WAS CEM-M 23WAYS. ADDED SPLICES CON. SCP-M, SCP1-M, SCG-M & SCG1-M. REMOVED GND TERMINAL. Conector CEM-F era CEM-M de 23 vias. Incluso conectores de emenda SCP-M, SCP1-M, SCG-M & SCG1-M. Removido terminal GND.	RPEDRONI	FKATZ	YES / Sim
	B	DJANUARIO	04/02/2020	2051-17	CHANGED SIGNALS ON CEM-F: A8 WAS +30, B1 WAS EV(+), B8 WAS ECU GND, C1 WAS EV(+), C2 WAS EV(-), C3 WAS GND, C8 WAS +30. Alterado sinais no CEM-F: A8 era +30, B1 era EV(+), B8 era ECU GND, C1 era EV(+), C2 era EV(-), C3 era GND, C8 era +30.	RPEDRONI	FKATZ	YES / Sim
	C	DJANUARIO	24/02/2020	2051-18	CHANGED ICV1-F & ICV2-F WAS ICV-F. ADDED SCH-M & SCL-M. ADDED +30 AND GND WIRES. Alterado ICV1-F & ICV2-F era ICV-F. Incluso SCH-M & SCL-M. Incluso fios +30 e GND no ISV2-F.	RPEDRONI	FKATZ	YES / Sim
	D	DJANUARIO	21/05/2020	2162-8	NEW DOC STRUCTURE. ADDED DIAGRAM FOR DF70 FRONT BOX MODEL (PG2). Nova estrutura do documento. Incluso diagrams dos Defroster modelo DF70 (pg2).	RPEDRONI	FKATZ	YES / Sim
C	E	DJANUARIO	21/07/2020	2051-19	SPLICES (S) WAS CONNECTORS SC, NEW INTERFACE CONNECTORS DISTRIBUTION. CEM-F PINS CHANGED REQUESTED BY CUSTOMER. As emendas eram conectores de emenda. Nova e distrição e conectores de Interface. Alterados pinos do CEM-F, solicitado pelo cliente.	RPEDRONI	FKATZ	YES / Sim
	F	DJANUARIO	29/10/2020	2051-22	REMOVED HEATING VALVE AND EXTERNAL TEMPERATURE SENSOR. REPLACED CAN CABLE. Removido Válvula Aquecimento e Sensor Temperatura Externa. Substituído cabo CAN.	RPEDRONI	FKATZ	YES / Sim
	G	DJANUARIO	01/03/2021	2270-3	ADDED NEW DEFROSTER HARNESS FOR ATTIVI MODEL. Incluso novo chicote para o modelo Attivi.	RPEDRONI	FKATZ	YES / Sim
	H	DJANUARIO	22/03/2021	2051-29	ADDED CONNECTOR CRS-M. Incluso conector CRS-M.	RPEDRONI	FKATZ	YES / Sim
	I	DJANUARIO	14/04/2021	2270-5	PG2 - ATTIVI HARNESS - XT5:7 GND WAS XT5:1. Pg 2 - Chicote Attivi - XT5:7 GND era no XT5:1.	RPEDRONI	FKATZ	YES / Sim
D								
E								
F	Rev. Index	Qty	Rev. No.	Date	Draw	Change Description	Description	
							ELECTRICAL SCHEMATIC FRONT BOX MARCOPOLO Diagrama Elétrico Defrosters Marcopolo	
								DRAW 15/09/2021 DJANUARIO
								CHECK 15/09/2021 RPEDRONI
	I					SEE TABLE/Ver tabela		APPROVE 15/09/2021 FKATZ
	Previous Page: 2		2	3	4	5	6	7
			Next Page:					